

# NOVA University Network

Annual Report 2010



**NOVA**  
UNIVERSITY NETWORK

## Table of Contents

Words from the Chair.....	2
Activity 2010.....	3
PhD education.....	3
MSc education.....	4
Student mobility and intensive courses.....	4
Other activities.....	5
Annual seminar and NOVA Strategy.....	5
NOVA Strategy 2007-2010.....	6
NOVA Strategy 2011-2014.....	6
NOVA Student Board.....	7
NOVA Organizational Bodies.....	7
Financial accounts 2010.....	7

### Abbreviations of NOVA member institutions

AU-DJF	University of Aarhus, Faculty of Agricultural Sciences
HU-AF	University of Helsinki, Faculty of Agriculture and Forestry
HU-V	University of Helsinki, Faculty of Veterinary Medicine
LBHI	Agricultural University of Iceland
LIFE	University of Copenhagen, Faculty of Life Sciences
NVH	Norwegian School of Veterinary Sciences
SLU	Swedish University of Agricultural Sciences
UEF-F (JU-F)	University of Eastern Finland, School of Forest Sciences (former University of Joensuu, Faculty of Forestry)
UMB	Norwegian University of Life Sciences

---

Text (where nothing else stated) and layout: Þórunn Reykdal, central NOVA coordinator

Cover photo: NSB representatives observing volcanic eruption in Eyjafjallajökull. Áskell Þórisson

## Words from the Chair

Revision was the keyword in the work within NOVA during the year of 2010 when a new NOVA strategy was prepared. Preparative discussions took locally place and the New NOVA Strategy 2011-2014 was the main focus of the annual seminar in May. At the seminar the secretariat presented major achievements for the strategic period of 2007-2010, and the strengths and weaknesses of the ongoing strategy were discussed. Ideas from the local teams were used as topics for workshops at the seminar. The outcome was used as basis for revision of the strategy, which was discussed further by the local NOVA teams, the Committee of Education and Research (KUF) and the NOVA Board. By the end of the year it was ready for acknowledgement of the Board at its first meeting in 2011.

Networks are at the core of NOVA and criteria for NOVA networks were revised during 2010. The revision was based on discussions within KUF and done in line with revision of the new NOVA strategy. Within NOVA main emphasis is laid on funding of quality PhD courses. During the latter half of the year a revision of the criteria for evaluation of NOVA PhD course applications was started by NOVA KUF. The revised criteria will be used for evaluation of PhD course applications in 2011.

The Annual Seminar 2010 on *New NOVA Strategy 2011-2014 and the Knowledge Triangle; Education, Research and Innovation* was hosted by the Agricultural University of Iceland (LBHI). On 21<sup>st</sup> of March a small volcanic eruption started on a mountain pass between two glaciers, Eyjafjallajökull and Mýrdalsjökull, lasting for roughly three weeks. This eruption was followed by another eruption in the glacier Eyjafjallajökull, which ashes caused great flight disturbances within Europe and across the Atlantic. NOVA Executive Committee (EC) decided not to postpone the seminar in spite of the eruption, based on long time weather forecasts of favourable winds. Only one participant withdrew attendance due to the eruption and mainly the NOVA Student Board (NSB) representatives experienced delays and problems on their way back home but their annual meeting followed the NOVA seminar. It is of no doubt that the seminar guests who were able to participate in the sightseeing tour towards the eruption will never forget the experience of being so close to the forces of nature. It is also my sincere hope that all NOVA participants do feel the power of the NOVA network itself and how combined forces of the member universities do make us all stronger and more competent in international context.

Hvanneyri, April 2011



Ágúst Sigurðsson  
Chair of NOVA Board  
Rector LBHI

## Activity 2010

### PhD education

During 2010 nineteen PhD courses were run, attracting the total of 444 students. The courses were run by the universities as follows: AU-DJF two courses, HU-AF four courses, HU-V two courses, LBHI one course, LIFE five courses, NVH one course, SLU three courses and at UMB two courses were run. Of these courses *Quality traits in molecular plant breeding* was originally planned to run in 2007 and one course, *Modelling climate effects on crops and cropping systems*, which was supposed to run in 2011 was moved to fall 2010. The course *Soil degradation, erosion and restoration*, attracted fewer students than expected, due to volcanic eruption in Iceland and the course *Sustainable use of tropical soils* attracted unusually high number of non-NOVA students, while given in Ethiopia. Four courses attracted 25 or more NOVA PhD students (Table 1) and the nineteen courses given attracted 331 NOVA student or 17,4 on the average (Table 2). One course, *Training researchers to commercialize research* was cancelled during 2010.

Table 1. NOVA PhD courses 2010

Network	Course Title	Host-member	No of NOVA student	Total No of students
Agriculture Economics	Applied production analysis	SLU	15	24
Agriculture Engineering	Fundamentals of ventilation, indoor air quality, air motion and emissions	AU-DJF	4	4
Agro Ecology	Farming and food systems as social-ecological systems: integrated assessment for resilience and adaptive capacity	HU-AF	13	20
Animal Breeding	Linear models in animal breeding 2010	UMB	24	30
Animal Nutrition	Periparturient mineral and energy metabolism in the dairy cow	SLU	19	23
Commercialization of research	Training researchers to commercialize research	SLU *		
Dairy Nano-Structures for Health and Functionality	Functional milk compounds	LIFE	16	30
Ethology	Animal signals and communication	UMB	18	25
Forest planning and inventory	Applied statistics for foresters	HU-AF	26	27
Forest Technology	Forest technology, work science and simulation	HU-AF	25	28
Plant Breeding	Quality traits in molecular plant breeding	LIFE **	16	16
Plant cultures/Crop prod.	Modeling climate effects on crops and cropping systems	AU-DJF ***	12	18
Plant Pathology	Genetics of plant-pathogen interactions	LIFE	26	29
Reproduction	Domestic animal reproduction - ovary	HU-V	13	18
SoilSoc	Soil degradation, erosion and restoration	LBHI ****	7	14
SoilSoc	Sustainable use of tropical soils	HU-AF	21	42
Statistics in agriculture	Applied statistics with R for the agricultural, life and veterinary sciences	LIFE	28	38
Veterinary clinical research and scientific method	Clinical and Biomedical Research and Scientific Methods. Experimental design in clinical studies. Clinical intervention	LIFE	20	22
Veterinary Epidemiology	EpiNOVA - post graduate course in advanced veterinary epidemiology	NVH	13	15
Veterinary Parasitology	Prevention and treatment of parasitic infections	HU-V	15	21
			Total	331
				444

\* Cancelled

\*\* Originally planned to be in 2007

\*\*\* Moved from 2011 to 2010

\*\*\*\* Fewer participants than expected, due to volcanic eruptions in Iceland

Table 2. Number of PhD courses and number of students 2003-2010.

	2003	2004	2005	2006	2007	2008	2009	2010
Number of PhD courses	17	13	16	14	14	17	19	19
Number of NOVA PhD students registered on NOVA PhD course	270	186	162	200	197	264	301	331
Percentage registered NOVA PhD students of total number of PhD students on the NOVA member institutions	12,7	9,3	7,9	9,8	9,8	11,6	11,8	11,8

Two calls for funding of applications for PhD courses were made in 2010; in the spring with deadline April 15<sup>th</sup> and in the fall with deadline October 15<sup>th</sup>. 28 NOVA PhD course applications were submitted during spring and autumn call, whereof 22 were granted the total sum of 568.287 EUR. The applications which were not granted did not meet the given NOVA criteria, most commonly they were lacking necessary Nordic dimension. During 2010, the criteria of evaluation of NOVA PhD course applications were revised by NOVA Committee of Education and Research (KUF) and will be put in effect and announced during spring call for PhD course applications in 2011. The Nordic Forest Research Co-operation Committee (SNS) supported four forestry related PhD courses by 4.000 EUR each with total of 16.000 EUR.

## MSc education

### Student mobility and intensive courses

The framework programme Nordplus, run by the Nordic Council of Ministers finances student and teacher mobility while NOVA funds courses and network projects. Five intensive courses (NIMC) were run during 2010 and one was postponed to 2011.

Table 3. NOVA intensive MSc courses (NIMC) 2010

Network	Course Title		ECTS	Host	No of students
Aquaculture	Fish Health and Production in Aquaculture	MSc	5	UMB	26
BeeNOVA	NIMC in Bee Health	MSc	3	HU-V	10
Developing New and Old Farm Buildings	Course for young planners: Developing new and old farmbuildings	MSc		SLU	*Postponed to 2011
Landscape Architecture Japan	Garden Design and Landscape Architecture in Japan	MSc	7,5	SLU	16
Nordic Plant Pathology	Molecular Plant-Microbe Interactions Laboratory Course	MSc	5	SLU	19
SoilSoc	Remediation of Contaminated Soils	MSc	5	LIFE	6
Total			25,5		77
Average per course			5,1		15,4

#### Comments:

The Erasmus Mundus II programme, Food for life that NOVA supported in 2009 was run in 2010

The given intensive master courses attracted 77 students with the average of 15,4 students per course (Table3).

The number of Master students receiving mobility support per academic year is shown in Table 4, grouped by express mobility (less than four weeks) and normal mobility (more than four weeks).

	03/04	04/05	05/06	06/07	07/08	08/09	09/10	Fall 10
Number of Master students in standard Nordplus mobility (> 4 weeks)		68	37	52	53	23	29	21
Number of Master students in express Nordplus mobility (< 4 weeks)		17	35	50	73	69	70	32
TOTAL	55	85	72	102	126	92	99	53
Percentage MSc students participating in Nordplus mobility	1,5	2,3	2,0	2,8	3,3	2,4	2,6	

Mobility of NOVA students is slowly growing from the previous year, with 2,6% of MSc students participating in Nordplus mobility. However it is worth noting that 2009/2010 was the first year of the combined NOVA/BOVA Nordplus Network and therefore actual mobility is higher, as shown in the appendix to the report.

The NOVA /BOVA Nordplus network was granted money to run 1 intensive course in 2009/2010.

No new Erasmus Mundus programmes were supported in 2010, whereas two applications were supported in 2009.

## Other activities

### Annual seminar and NOVA Strategy

The Annual Seminar on New NOVA Strategy 2011-2014 and the Knowledge Triangle; Education, Research and Innovation was hosted by the Agricultural University of Iceland (LBHI) and held in Selfoss, 57 km East of Reykjavík on the 6<sup>th</sup> to 7<sup>th</sup> of May, attracting 75 participants. Prior to the



seminar a decision was made by the NOVA Board to base the revision of the new NOVA strategy on the ongoing one and local NOVA teams at each member institute were responsible for the local work in preparation for the seminar.

Volcanic eruption started in the glacier Eyjafjallajökull in April 2010, having worldwide effects on flight schedules. One participant cancelled participation due to the volcanic activity.

After the seminar a sightseeing tour was offered towards the volcano, to the farm Þorvaldseyri, where seminar guests were able to observe the volcano and its effects on the agricultural fields and last but not least, sense the power of nature.

## NOVA Strategy 2007-2010

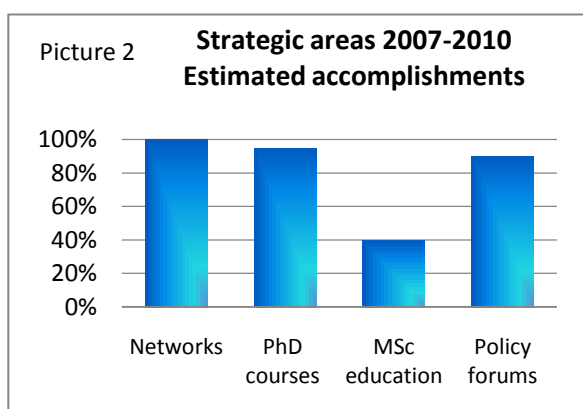
Prior to the seminar discussion on new strategy was prepared by the member universities and group discussions took place based on inputs from local NOVA teams. 2010 was the last year of the strategy 2007-2010 and at the seminar the secretariat presented major achievements within the four key strategic areas; NOVA networks, Quality PhD courses, MSc education and Policy forums.

Aims for NOVA Networks were considered reached through the active networks and courses given.

Criteria of NOVA networks were revised in 2010 but further development is needed in the online database, to make environment for MSc education, planning and networking on the NOVA home page more user-friendly. Main emphasis has been put on funding of quality PhD courses; the aim of running 25 courses during the year 2010 attracting 400 students was not quite met. Number of PhD students is above aim by the end of the strategic period 2007-2010, but courses a bit fewer.

In MSc education two joint MSc programmes in Aquaculture and Biosystems engineering have been established, but little effort has been set in joint MSc programmes and education. Summer and winter mobility windows have not been working properly, three planning grants on joint MSc Erasmus Mundus programmes were awarded in 2008, of which two were planned to start in 2010.

Accomplishments were made on internal cooperation with active and effective NOVA networks and

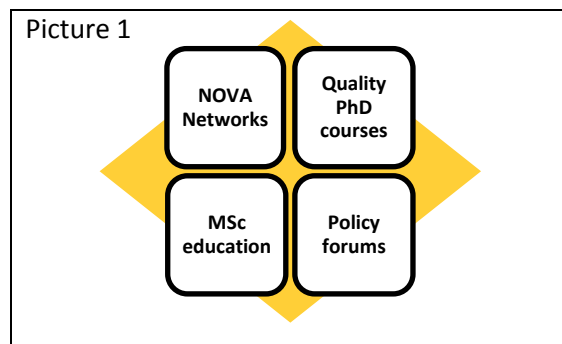


external cooperation, where cooperation with BOVA has been prioritized. Policy forums have been held through annual seminars, seminars of the Board and NSB meetings. In connection to the seminar 2010 BOVA CC and NOVA KUF held a cooperative meeting as previous years. Estimated accomplishments of aims within the four strategic areas of the NOVA Strategy 2007-2010 are presented in Picture 2.

## NOVA Strategy 2011-2014

Rotating workshops were held at the seminar on new NOVA strategy, based on the strategy 2007-2010 and inputs from the member universities. Group reports were used as guideline for revision of the existing NOVA strategy 2007-2010. Main changes in the revision regard the MSc education. Summer and winter mobility windows are no longer aimed at, intensive master courses (NIMC) are in focus and no effort set on join MSc programmes and education. Group reports from the annual seminar proved also useful for the secretariat where discussions concerned practical matters regarding daily administrative tasks of the NOVA secretariat.

Revised strategy was discussed at NOVA KUF and Board during the fall, to be acknowledged by the NOVA Board in January 2011.





## **NOVA Student Board**

The NOVA Student Board (NSB) is a freestanding organisation with support from NOVA, giving student's voice into the NOVA network, where NSB has representatives in NOVA Board, KUF and NOVA Executive Committee (EC). NSB held three meetings in 2010 and their representatives participated actively in NOVA Board and KUF bringing up matter of discussion, such as promotional campaign, which has been taken into account in the budget of 2011. Anna Berg Samúelsdóttir acts as chair of NSB from the NSB meeting in May 2010 until May 2011.

## **NOVA Organizational Bodies**

The NOVA Board held three meetings during the year, a video-meeting in January, at Selfoss in May and in Aarhus in October. The Committee for Education and Research (KUF) held four meetings during 2010, two video-meetings, one meeting in Oslo and another in Helsinki. Minutes from the Board and KUF meetings are available on NOVA's home page.

## **Financial accounts 2010**

The NOVA Profit and loss report is presented in Table 5. Previous years the account has been influenced by currency fluctuations, but from 2010, when the secretariat moved to LBHI in Iceland accounting was done in EUR. Most of the costs are handled directly from the EUR account, but LBHI has included currency loss in the secretariat costs, which inevitably occurs in handling of travel and other costs for NSB and the secretariat where credit card is needed.

The main external source of funding has as previously been the Nordic Council of Ministers via the Nordplus framework programme for mobility and other projects. Support has also been given by the Nordic forest Research Cooperation Committee (SNS).



**Table 5. Profit and loss report 2010, and budget 2011 (Euro)**

	2010		% budget	2011 Budget
	Budget	31.12.2010		
<b>Member fees</b>				
AU-DJF	37.465	37.465	100%	35.936
HU-AF	76.281	76.281	100%	73.651
HU-V	21.947	21.947	100%	22.573
LBHI	10.733	10.733	100%	10.302
LIFE	162.596	162.596	100%	161.904
NVH	33.272	33.272	100%	32.606
SLU	224.882	224.882	100%	227.813
UEF-F	14.260	14.260	100%	14.953
UMB	138.563	138.563	100%	140.262
<b>Total Member fees</b>	<b>720.000</b>	<b>720.000</b>	<b>100%</b>	<b>720.000</b>
External funding <sup>1</sup>	50.000	72.000	144%	50.000
<b>Total Fees &amp; Ext. fund.</b>	<b>770.000</b>	<b>792.000</b>	<b>103%</b>	<b>770.000</b>
<b>Activities</b>				
PhD courses <sup>2</sup>	-600.000	-526.677	88%	-550.000
Other projects				
MSc courses planning/networking	-100.000	-85.961	86%	-110.000
<i>BSc</i>	-20.000	0	0%	
<i>New areas</i>	-50.000	-3.642	7%	
<i>N+ guarantee and Nordplus support</i>	-50.000	-49.695	99%	-60.800
<i>External projects/Nordplus</i>	-50.000	-72.000	144%	-50.000
Promotional campaign				-10.000
NOVA Database development				-15.000
NSB	-21.000	-21.671	103%	-21.000
Annual seminar	-21.000	-22.392	107%	-25.000
Pedictnet	-10.000	-6.000	60%	
<b>Total Activities</b>	<b>-922.000</b>	<b>-788.039</b>	<b>85%</b>	<b>-841.800</b>
Regained project grants (funding not used) <sup>3</sup>	65.000	130.433	201%	65.000
<b>Secretariat</b>				
Salaries	-69.400	-66.624	96%	-69.400
Travels	-10.000	-9.613	96%	-10.000
Other	-15.000	-15.000	100%	-15.000
<b>Total Secretariat</b>	<b>-94.400</b>	<b>-91.237</b>	<b>97%</b>	<b>-94.400</b>
<b>Total Activities&amp;Secr.</b>	<b>-951.400</b>	<b>-748.844</b>	<b>79%</b>	<b>-871.200</b>
	<b>-181.400</b>	<b>43.156</b>	<b>-24%</b>	
Internal interest <sup>4</sup>	4.000	1.548	39%	2.000
<b>Result</b>	<b>-177.400</b>	<b>44.704</b>	<b>-25%</b>	<b>-99.200</b>
<b>Calculation of Equity</b>				
Equity 2009-12-31	114.592			
Equity 2010-12-31		159.296		
Equity 2011-12-31				60.096

<sup>1</sup> Nordplus: 20.000 for courses, 36.000 for mobility. SNS: 16.000 for PhD courses

<sup>2</sup> At Board meeting 57 allocated funding for PhD courses was raised from 450.000 to 600.000 €. PhD 31/12: Based on 5 reported and 14 unreported PhD courses from budget year 2010.


<sup>3</sup> Regained is based on 31 reported projects, whereof 15 are PhD courses and one PhD course (44.777 €), which was cancelled in 2010.

<sup>4</sup> Interest in Iceland is lower than predicted in 2009.

**Table 6. Balance statement 2010 (Euro)**

<b>Assets</b>		<b>1.1.2010</b>	<b>31.12.2010</b>
Cash		518.951	712.826
Internal		4.792	24.100
Other			20.000
<b>Total Assets</b>		<b>523.743</b>	<b>756.926</b>
<b>Equity and Liabilities</b>			
Equity		-114.592	
	2010-31-12		-159.296
Result 2010:	44.704		
Allocated funding	Internal	-409.151	-516.620
	External		
Notes payable			-81.010
Unpaid salary			
		<b>-523.743</b>	<b>-756.926</b>

## Confirmation of the Annual Report by the Board




Ágúst Sigurðsson  
Chair NOVA  
Rector, LBHI




Lisa Sennerby Forsse  
Vice-chancellor, SLU


Jørgen Jespersen  
Dean, AU-DJF



Per Holten Andersen  
Dean, LIFE



Marketta Sipi  
Dean, HU-AF




Antti Sukura  
Dean, HU-V



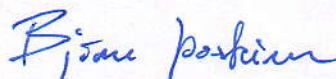
Yngvild Wasteson  
Rector, NVH



Seppo Kellomäki  
Dean, UEF-F



Hans Fredrik Hoen  
Rector, UMB



Björn Þorsteinsson  
Chair NOVA KUF  
Vice-rector of academic affairs, LBHI

Anna Berg Samúelsdóttir  
Chair NSB

