

Ordering a Tax Card

Autumn 2021

Order Tax Deduction Card or Exemption Card

How to order a tax card will depend on which of the following groups you fall into:

- Student with Norwegian ID Number without BankID
- Student with Norwegian ID Number and BankID
- European student without Norwegian ID or D-Number

IMPORTANT: It is only possible to order a tax if you already have an offer of employment. Usually it is unnecessary to order a tax card as the employer orders it electronically once you have signed an employment contract. Before starting the process, you should ask your employer whether you should order a tax card.

Tax Deduction Card or Exemption Card?

Skjema

Order, view or change your tax deduction card

When you have logged in, you can order, view or change your tax deduction card.

If you earn NOK 60,000 or less during the year, you do not have to pay tax. In this case, you can [order an exemption card](#) instead.

Log in:

Order, view or change the tax deduction card

Before proceeding make sure you know whether you should order a [regular tax deduction card or an exemption card](#).

- If you plan to earn less than NOK 60 000 during the calendar year, you should request an exemption card, even if you have more than one employer.
- If you have more than one employer, then you can indicate how much you plan to earn from each employer.

Student with Norwegian ID Number without BankID

In order to log onto services from the Norwegian Tax Administration you must [order MinID pin codes](#).

- Create User
- Log onto MinID
- Order Pincodes
These will be sent to your registered address within 3-5 days.
- Then you can log on to order your tax card.

SKATTEETATEN

LOG IN WITH MINID

MinID

PERSONAL ID NUMBER:

(11 digits)

PASSWORD:

[Forgotten password?](#)

CANCEL

NEXT

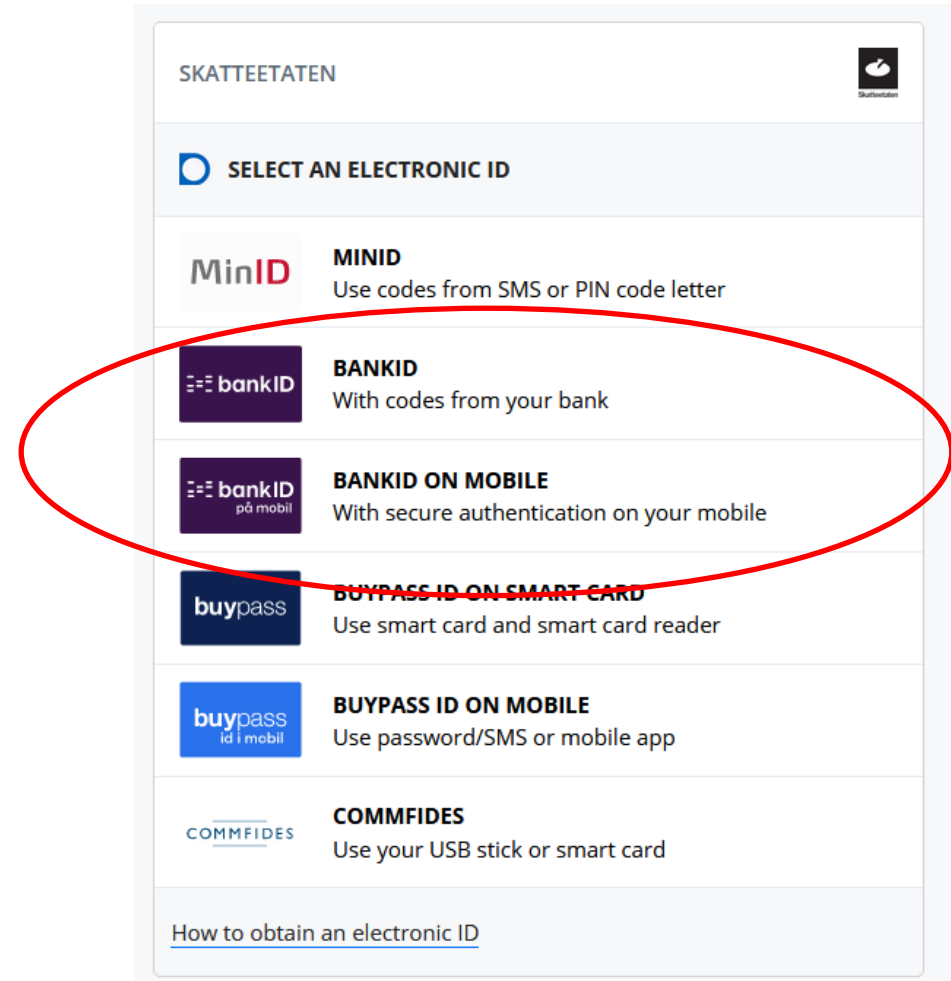
[Register as new user](#) [Order PIN codes](#)

Student with Norwegian ID Number and BankID


Students with BankID or BankID on Mobile log onto the [Norwegian Tax Administration Services](#).


Before you order or change your tax deduction card, you should have the following documentation available:







- The **payslip** you receive from your employer. If this is your first time ordering a tax deduction card, you must specify how much you expect to earn during the year.
- **Documentation from NAV** or from other pension providers.
- **Documents from the bank** showing your debts, interest on debts and any wealth.



SKATTEETATEN



 SELECT AN ELECTRONIC ID

	MINID Use codes from SMS or PIN code letter
	BANKID With codes from your bank
	BANKID ON MOBILE With secure authentication on your mobile
	BUYPASS ID ON SMART CARD Use smart card and smart card reader
	BUYPASS ID ON MOBILE Use password/SMS or mobile app
	COMMFIDES Use your USB stick or smart card


[How to obtain an electronic ID](#)

European Student without Norwegian ID or D-Number

Europeans students without a Norwegian ID or D-Number can apply for a [tax deduction card for a foreign employee](#).

This automatically generates an order for a [D-Number](#). This process can take some weeks. With the D-Number you can open a bank account in Norway.

Submit the completed [application form](#) with a copy of your employment offer. Follow the instructions carefully.



Application for tax deduction card/advance tax for foreign citizens

Skatteetaten

1 Personal details and contact information If you do not have a Norwegian national ID

Surname	First name, any middle name(s)
Date of birth	Phone number
Gender <input type="checkbox"/> Female <input type="checkbox"/> Male <input type="checkbox"/> Other	Citizenship

2 Address in your home country/Address after your stay in Norway

Street address or post box	
C/O	
Postal number	Town/Place